

Assignment 2: HTML Tables/Forms

PART 1: Book Rep CRM (Chapter 4, Project 1)

Overview

Edit chapter04-project01.html and chapter04-pioject01.css so the page looks similar to that shown in the following.

Instructions

1. You will need to create the calendar month using tables and provide the styling.
2. The month and date of the calendar should be within a <caption>.
3. Be sure to use the <fieldset> and <legend> elements for the form. Also be sure to use the appropriate accessibility features in the form.
4. Set up the form's method attribute to GET and its action attribute to <http://www.randyconnolly.com/tests/process.php>.

Test

1. Test the form in the browser. Verify that the output from process.php matches that shown in the following.
2. Change the form method to POST and retest.

Chapter 4
localhost/cs3500/done/0133851389_done_ch04-219876/chapter04/chapter04-project01.html

October 2014						
S	M	T	W	T	F	S
			1	2	3	4
5	6	7	8	9	10	11
12	13	14	15	16	17	18
19	20	21	22	23	24	25
26	27	28	29	30	31	
« Sep					Nov »	

Meeting Details
Client Name:
First Meeting? ☒
Client Type: ☐ School ☒ College ☐ University
Meeting Date:

Chapt: x
www.randycor

Form Input

GET Data

```

client=yang
first=on
type=College
date=2016-01-01

```

POST Data

There are no POST variables

PART 2: Art Store (Chapter 4, Project 2)

Overview

Edit chapter04-project02.html and chapter04-project02.css so that the page looks similar to the one shown in the next page.

Instructions

1. The form at the top of this page consists of a text box, and two drop-down lists. For the Genre list, make the other choices “Baroque,” “Renaissance,” and “Realism.” The drop-down list items should have numeric values starting with 0. Notice the placeholder text in the search box.
2. Create a table of paintings that looks similar to that shown. Be sure to make the table properly accessible.
3. The checkboxes in the table should be an array of elements, e.g., `<input type="checkbox" name="index[]" value="10" />`. The name and values are arbitrary, but each checkbox needs to have a unique value.
4. The button in each row is a `<button>` element with a dummy link.
5. Set the form’s method attribute to POST and its action attribute to `http://www.randyconnolly.com/tests/process.php`.

Test











1. Test the form in the browser. Verify that the output from process.php matches that shown in the next page.

Chapter 4
localhost/cs3500/done/0133851389_done_ch04-219876/chapter04/chapter04-project02.html

Actions

Archive
Delete

Genre

Paintings					
	Title	Artist	Year	Genre	
<input type="checkbox"/>	 <i>Death of Marat</i>	David, Jacques-Louis	1793	Romanticism	 Edit
<input type="checkbox"/>	 <i>Portrait of Eleanor of Toledo</i>	Bronzino, Agnolo	1545	Mannerism	 Edit
<input type="checkbox"/>	 <i>Liberty Leading the People</i>	Delacroix, Eugene	1830	Romanticism	 Edit
<input type="checkbox"/>	 <i>Arrangement in Grey and Black</i>	Whistler, James Abbott	1871	Realism	 Edit
<input type="checkbox"/>	 <i>Mademoiselle Caroline Riviere</i>	Ingres, Jean-Auguste	1806	Neo-Classicism	 Edit

Chapter 5 - Fo
www.randyconnolly.

Form Input

GET Data

```

search=black
actions=1
filter=2
index=Array
--Index 0 Selected value=10
--Index 1 Selected value=20

```

POST Data

There are no POST variables

PART 3: Share Your Travel Photo (Chapter 4, Project 3)

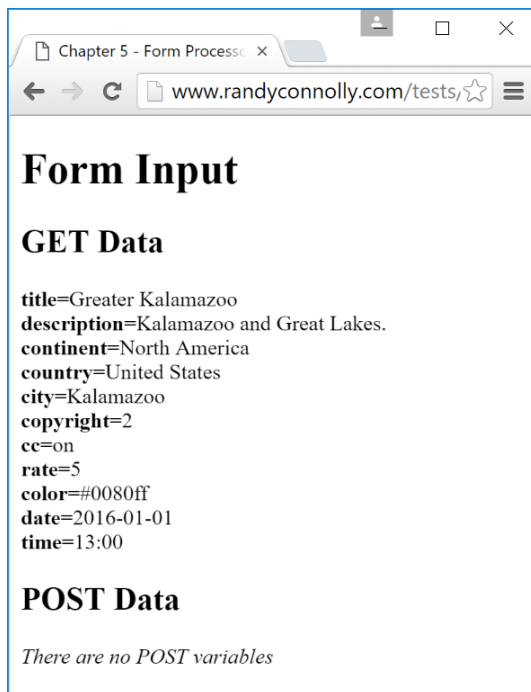
Overview

Edit chapter04-project03.html and chapter04-project03.css so the page looks similar to that shown in the following.

1. Create the form and position the elements by placing them within a table. While we do not believe that this is best practice, legacy sites often use tables for layout so it may be sensible to get some experience with this approach. Later, you will learn how to use CSS for layout as a better alternative.
2. For the drop-down lists, add a few sensible items to each list. For the checkbox list, they should be an array of elements. Notice also that this form makes use of a number of HTML5 form elements.

Test

1. Test the form in the browser. Verify that the output from process.php matches that shown in the following. Be sure to test in more than one browser.



Chapter 4

localhost/cs3500/done/0133851389_done_ch04-219876/chapter04/chapter04-1

Photo Details

Title

Greater Kalamazoo

Description

Kalamazoo and Great Lakes.

Continent

North America

Country

United States

City

Kalamazoo

Copyright?

☐ All rights reserved

☒ Creative Commons

Creative Commons Types

☐ Attribution

☒ Noncommercial

☐ No Derivative Works

☐ Share Alike


I accept the software license

☐

Rate this photo:

5

Color Collection:



Date Taken:

01/01/2016

Time Taken:

01:00 PM

Submit

Clear Form